

SWARAJ ENGINES LIMITED

Works :

Plot No. 2, Indl. Focal Point,
Phase IX, S.A.S. Nagar,
Distt. S.A.S. Nagar (Mohali)
(Near Chandigarh)



Tel. : 0172-2234941- 47, 2234950
Fax : 91-172-2234955
Email : mail@swarajenterprise.com

CIN No. L50210PB1985PLC006473

02/SP/EXCH
15th January, 2015

The General Manager
Corp. Relationship Deptt
Bombay Stock Exchange Ltd.
1st. Floor, New Trading Ring,
Rotunda Building, P J Towers,
Dalal Street, Fort, Mumbai-400 001

Fax No. 022-22722037,39,41,61,
22723121, 22723719
Phone No. 022-22721121-22,
22722375, 22721233
E-mail ID -
corp.relations@bseindia.com

The Secretary
National Stock Exchange of India Ltd.
Capital Market-Listing, Exchange Plaza,
Bandra - Kurla Complex, Bandra (E),
Mumbai-400 051

Fax No. 022-26598237-38
Phone No. 022- 26598235-36
E-mail ID - cmlist@nse.co.in

SUB: Shareholding Pattern for the Quarter ended 31st December, 2014

Dear Sir,

With reference to the Clause 35 of the Listing Agreement, we are pleased to enclose herewith Shareholding Pattern as on 31st December, 2014 for your reference and record.

Kindly acknowledge the receipt.

Thanking you,

Yours faithfully,

For Swaraj Engines Limited



(M.S.GREWAL)
Company Secretary

Introductory sub-table (I)(a)

Name of the Company: SWARAJ ENGINES LIMITED			
Scrip Code, Name of the scrip, class of security: BSE-500407/NSE - SWARAJENG-EQUITY			
Quarter ended: 31st December, 2014			
Partly paid-up shares:-	No. of partly paid-up shares	As a % of total no. of partly paid-up shares	As a % of total no. of shares of the company
Held by promoter/promoter group	0	0	0
Held by public	0	0	0
Total - D	0	0	0
As a % of total no. of shares of the company, assuming full conversion of the convertible securities			
Outstanding convertible securities:-	No. of outstanding securities	As a % of total no. of outstanding convertible securities	As a % of total no. of shares of the company, assuming full conversion of the convertible securities
Held by promoter/promoter group	0	0	0
Held by public	0	0	0
Total - E	0	0	0
As a % of total no. of shares of the company, assuming full conversion of warrants			
Warrants:-	No. of warrants	As a % of total no. of warrants	As a % of total no. of shares of the company, assuming full conversion of warrants
Held by promoter/promoter group	0	0	0
Held by public	0	0	0
Total - F	0	0	0
Total paid-up capital of the company, assuming full conversion of warrants and convertible securities			
			12419820




Statement Showing Shareholding Pattern

Sl. No.	Category of Shareholder	Table (I)(a)			Total shareholding as a percentage of total number of shares		Shares Pledged or otherwise encumbered	
		Number of Shareholders	Total number of shares	Number of shares held in dematerialized form	As a percentage of (A+B) ¹	As a percentage of (A+B+C)	Number of shares	As a percentage (X)=(VIII)/(IV)*100
1) Shareholding of Promoter and Promoter Group²								
Indian								
i)	Individuals/ Hindu Undivided Family	0	0	0	0.00	0.00	0	0.00
j)	Central Government/ State Government(s)	0	0	0	0.00	0.00	0	0.00
k)	Bodies Corporate	2	6286417	6286417	50.62	50.62	0	0.00
l)	Financial Institutions/ Banks	0	0	0	0.00	0.00	0	0.00
m)	Any Others(Specify)	0	0	0	0.00	0.00	0	0.00
-i)								
-ii)								
	Sub Total(A)(1)	2	6286417	6286417	50.62	50.62	0	0.00
2 Foreign								
a)	Individuals (Non-Residents Individuals/ Foreign Individuals)	0	0	0	0.00	0.00	0	0.00
b)	Bodies Corporate	0	0	0	0.00	0.00	0	0.00
c)	Institutions	0	0	0	0.00	0.00	0	0.00
d)	Any Others(Specify)	0	0	0	0.00	0.00	0	0.00
d-i)								
d-ii)								0.00
	Sub Total(A)(2)	0	0	0	0.00	0.00	0	0.00
	Total Shareholding of Promoter and	2	6286417	6286417	50.62	50.62	0	0.00
(B) Public shareholding								
1 Institutions								
(a)	Mutual Funds/ UTI	20	1167962	1167962	9.40	9.40	0	0.00
(b)	Financial Institutions/ Banks	2	11728	11428	0.09	0.09	0	0.00
(c)	Central Government/ State Government(s)	0	0	0	0.00	0.00	0	0.00
(d)	Venture Capital Funds	0	0	0	0.00	0.00	0	0.00
(e)	Insurance Companies	0	0	0	0.00	0.00	0	0.00
(f)	Foreign Institutional Investors	13	774422	774422	6.24	6.24	0	0.00
(g)	Foreign Venture Capital Investors				0.00	0.00	0	0.00
(h)	Any Other (specify)				0.00	0.00	0	0.00
(h-i)								
	Sub-Total (B)(1)	35	1954112	1953812	15.73	15.73	0	0.00
B 2 Non-institutions								
(a)	Bodies Corporate	395	496012	494209	3.99	3.99	0	0.00
(b)	Individuals							
i)	Individuals -i Individual shareholders holding nominal share capital up to Rs 1 lakh	10724	2561589	2403879	20.63	20.63	0	0.00
ii)	Individual shareholders holding nominal share capital in excess of Rs. 1	19	957690	893290	7.71	7.71	0	0.00
(c)	Any Other (specify)	8	32064	32064	0.26	0.26	0	0.00
(c-i)	Trust & Foundation	298	131336	131336	1.06	1.06	0	0.00
(c-ii)	NRI's	1	600	600	0.00	0.00	0	0.00
(ciii)	OCB				33.65	33.65	0	0.00
	Sub-Total (B)(2)	11445	4179291	3955378	33.65	33.65	0	0.00
	Total Public Shareholding (B)= (B)(1)+(B)(2)	11480	6133403	5909190	49.38	49.38	0	0.00
	TOTAL (A)+(B)	11482	12419820	12195607	100.00	100.00	0	0.00
(C) Shares held by Custodians and against which Depository Receipts have been issued								
1	Promoter and Promoter Group	0	0	0	0	0.00	0	0.00
2	Public	0	0	0	0	0.00	0	0.00
	Sub-Total (C)	0	0	0	0	0.00	0	0.00
	GRAND TOTAL (A)+(B)+(C)	11482	12419820	12195607	100	100.00	0	0.00




Sr.No	Notes
1	NIL
2	
3	
4	
5	
6	
7	
8	
9	



(I)(b) Statement showing holding of securities (including shares, warrants, convertible securities) of persons belonging to the category "Promoter and Promoter Group"


Sr. No	Name of the shareholder	Details of Shares held		Encumbered shares (%)		Details of warrants		Details of convertible securities		Total shares (including underlying shares assuming full conversion of warrants and convertible securities) as a % of diluted share capital
		Number of shares held	As a % of grand total (A) + (B) + (C)	No.	As a % of grand total (A)+(B)+(C) of sub-clause (I)(a)	Number of warrants held	As a % total number of warrants of the same class	Number of convertible securities held	As a % total number of convertible securities of the same class	
(i)	(ii)	(iii)	(iv)	(v)	(vi)	(vii)	(ix)	(x)	(xi)	(xii)
1	Mahindra & Mahindra Ltd	4126417	33.22	0	0.00	0	0	0	0	0
2	Kirloskar Industries Ltd	2160000	17.39	0	0.00	0	0	0	0	0
3										
4										
TOTAL		6286417	50.62	0	0.00	0	0	0	0	0

(*) The term "encumbrance" has the same meaning as assigned to it in regulation 28(3) of the SAST Regulations, 2011




(D)(c)(i) Statement showing holding of securities (including shares, warrants, convertible securities) of persons belonging to the category "Public" and holding more than 1% of the total number of shares

Sr. No.	Name of the shareholder	Number of shares held	Shares as a percentage of total number of shares {i.e., Grand Total (A)+(B)+(C) indicated in Statement at para (D)(a) above}	Details of warrants		Details of convertible securities		Total shares (including underlying shares assuming full conversion of warrants and convertible securities) as a % of diluted share
				Number of warrants held	As a % total number of warrants of the same class	Number of convertible securities held	% w.r.t total number of convertible securities of the same class	
1	Franklin India Smaller Companies Fund	201210	1.62	0	0	0	0	0
2	Reeta Keyur Parikh	176500	1.42	0	0	0	0	0
3	SBI Magnum Midcap Fund	159423	1.28	0	0	0	0	0
4	National Westminster Bank PLC-As Trustee of the Jupiter India Fund	176099	1.42	0	0	0	0	0
5	Vikram Chinubhai Shah	176000	1.42	0	0	0	0	0
6	DSP Blackrock Micro Cap Fund	227525	1.83	0	0	0	0	0
7	Pinebridge Investments Asia Limited A/c Pinebridge Investment GF Mauritius Ltd.	340648	2.74	0	0	0	0	0
8	L&T Mutual Fund Trustee Ltd. - L&T India Special Situations Fund	154431	1.24	0	0	0	0	0
9	Ocean Dial Gateway To India Mauritius Limited	160000	1.29					
10	HDFC Small & Midcap Fund	130000	1.05					
TOTAL		1901836	15.31	0	0	0	0	0




D)(c)(ii) Statement showing holding of securities (including shares, warrants, convertible securities) of persons (together with PAC) belonging to the category "Public" and holding more than 5% of the total number of shares of the company.

Sr. No.	Name(s) of the shareholder(s) and the Persons Acting in Concert (PAC) with them	Number of shares	Shares as a percentage of total number of shares {i.e., Grand Total (A)+(B)+(C) indicated in Statement at para (D)(a) above}	Details of warrants		Details of convertible securities		Total shares (including underlying shares assuming full conversion of warrants and convertible securities) as a % of diluted share capital
				Number of warrants	As a % total number of warrants of the same class	Number of convertible securities held	% w.r.t total number of convertible securities of the same class	
1			0.00	0	0	0	0	
2				0	0			
3								
4								
5								
TOTAL		0	0.00	0	0	0	0	0




(1)(d) Statement showing details of locked-in shares

Sr. No.	Name of the shareholder	Number of locked-in shares	Locked-in shares as a percentage of total number of shares {i.e., Grand Total (A)+(B)+(C) indicated in Statement at para (1)(a) above}
1	NIL	NIL	NIL
2			
3			
4			
5			
6			
7			
8			
9			
TOTAL		0	0.00




(II)(a) Statement showing details of Depository Receipts (DRs)

Sr. No.	Type of outstanding DR (ADRs, GDRs, SDRs, etc.)	Number of outstanding DRs	Number of shares underlying outstanding DRs	Shares underlying outstanding DRs as a percentage of total number of shares {i.e., Grand Total (A)+(B)+(C) indicated in Statement at para (I)(a) above}
1	NIL	NIL	NIL	NIL
2				
3				
4				
5				
6				
7				
8				
9				
TOTAL		0	0	0.00



(II)(b) Statement showing holding of Depository Receipts (DRs), where underlying shares held by "promoter/promoter group" are in excess of 1% of the total number of shares

Sr. No.	Name of the DR Holder	Type of outstanding DR (ADRs, GDRs, SDRs, etc.)	Number of shares underlying outstanding DRs	Shares underlying outstanding DRs as a percentage of total number of shares {i.e., Grand Total (A)+(B)+(C) indicated in Statement at para (I)(a) above}
1	NIL	NIL	NIL	NIL
2				
3				
4				
5				
6				
7				
8				
9				
TOTAL			0	0.000



(III)(a) Statement showing the voting pattern of shareholders, if more than one class of shares/securities is issued by the issuer

Sr. No.	Category of shareholder	No of Voting Rights held in each class of securities			Total Voting Rights (III+IV+V)	Total Voting Rights i.e.(VI)	As a % of (A+B+C)
		Class X	Class Y	Class Z		As a % of (A+B)	
1	NA	NA	NA	NA	NA	NA	NA

